

# GALLERY<sup>44</sup>





## Composite Door Collection

# INTRODUCING THE GALLERY COMPOSITE DOOR

## Make A Statement

Whether you're returning home from a busy day or welcoming a visitor, you want your front door to create a great first impression so only the most stunning doors feature in our collection.

Take inspiration from our contemporary and traditional door styles to choose the look which compliments your home. Bold colours, finished to modern technical standards will not only enhance the appearance of your home but require virtually no maintenance so you can relax in the knowledge that the hard work has been done for you.



FITTED AS STANDARD


**ULTION**   
Home Defence System

## Make An Entrance

Let your door really make an entrance by selecting stylish accessories. Handles can be fitted in either modern handle positions or choose a more traditional door pull fitted centrally together with the heritage lock position.

Stunning glazing options allow you to flood your hallway with light, compliment the colour of the door with coloured glass, or maintain your privacy by choosing a solid door panel.

No need to worry about heat loss either as our doors are well insulated and we only use the most energy efficient glass.



Our Composite Door Collection is a complete range of thermally efficient composite doors manufactured to the highest quality standards. Choose from Traditional or Contemporary Styles to best suit your home.

We can also offer toplights and sidelights to accompany your door when required in either a matching composite side panel or glass options.

For disabled access we offer a Building Regulations Part M compliant aluminium threshold.

## ULTION HOME DEFENCE SYSTEM

  
 **£2000**  
**GUARANTEE**

If an intruder snaps Ultion and breaks into your home we'll pay you £2000

Read all about Ultion on page 42.



## How many times have you thought... have I locked my door?


We've all been there! With Kubu you'll never have to worry if your door is unlocked again.

Kubu uses smart and simple technology to monitor your lock in real time. You'll be able to check the status of your door no matter where you are, at any time of the day, right from the Kubu app on your phone.

All our doors can be equipped for Kubu smart – sensor technology. Simply visit [www.kubu-home.com](http://www.kubu-home.com) once your door is fitted, and you will never have to worry about whether you remembered to lock your door again. With Kubu say goodbye to uncertainty and hello to peace-of-mind.

*Be sure it's secure*


### What does the Kubu App do?


 It lets you see the status of your door (locked/unlocked)

 Get notifications with every turn of the key.


 From any place in the world.

 You can schedule notifications when you want.

 At anytime, day or night.

 It shows the history of your doors.

 On all the doors in your home.

 You can share your door with family and friends.

 On all the homes that you look after.

 Its perimeter feature stops you leaving your home unlocked.



Peace-of-mind with a 10 Year Security Guarantee and 10 Year Mechanical Warranty



“Kubu gives me peace of mind; I can check if my daughter locked the door on her way out.”



“I no longer have that nagging doubt about whether I remembered to lock the door; I just quickly check the app”



Kubu smart locks are only available on doors with Lever/Lever or L/Pad handles

## Lock Position Options

Sometimes the small details really make the difference. That's why we've even considered lock positions when it comes to creating the perfect door. Simply choose the option that best suits you to add the personal finishing touch.

High Level Lock



The High Level Lock option allows you to place the lock higher up the door for all slam shut designs.

Low Level Lock



The Low Level Lock option places the lock in the central region of the door\*

## Pull Bar Length Options\*\*

Big and chunky, small and dainty, the choice is yours. We have various pull bar lengths to let you add yet another personal stamp on your chosen door. Simply choose an option and we'll do the rest!

Long - 1800mm



Medium - 1200mm



Short - 600mm



\*\*Pull bars will be fitted outside as standard with a thumbturn inside.

\*Cylinder position may vary depending on the size of the door and threshold choice as each door is bespoke and made to order. Images are for illustration purposes only. Check with your Installer for more details.

# Traditional Doors

Traditional doors, replicating popular timeless designs, feature defined mouldings and realistic wood-grain embossing. Suitable for a variety of homes, these doors enhance entryway appearance. With a vast selection of styles, colours, and decorative glass options, they cater to diverse tastes. Furniture can be tailored, including the choice of finger pulls instead of standard lever handles.



Images in this brochure are for illustration purposes only. Frame styles may vary. Ask your installer for details.

# Contemporary Doors

Grained contemporary doors replicate modern timber door styles. With colour matching cassettes to frame the glass, they offer a range of modern designs with a wide choice of glazing options.

Many doors offer the option of central glazing or offset glazing on the hinge side.



# Urban Doors

The Urban range of modern doors has a smooth finish, creating a clean, modern look.



# Side Lights and Top Lights

For larger openings, we offer a range of sidelights and toplights to complement the composite door. With a multitude of frame options and decorative glass choices, sidelights and toplights are designed to be an integral part of the entrance system.



More information on page 38.

# Urban Seminole 4



Urban Seminole 4 (Black)  
Cameo Glazing



Urban Seminole 4 (Slate)  
Deco Glazing



Choose from either the patterned glazing options or a [Pilkington](#) obscured glass design. (Page 37)



Urban Seminole 4  
(Anthracite Grey)  
Midnight Black Glazing



Urban Seminole 4  
(Silver Grey)  
Bullion Glazing

**NEW!**

The urban door is a truly futuristic contemporary door with a smooth finish



Urban Seminole 4  
Shown In Blue With Edge Glazing

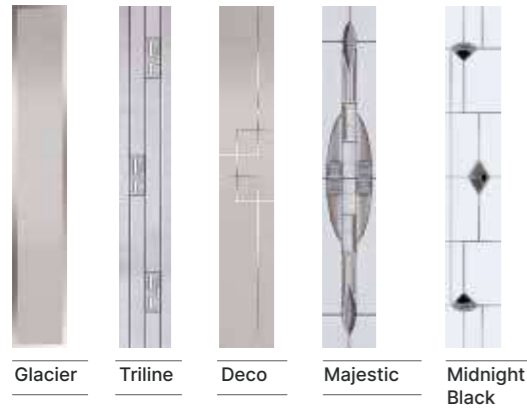


Urban Seminole 4  
Shown In Bahia Blue With Glacier Glazing


Hinge side or central glazing available

# Urban Augusta / Urban Augusta Long

Available for Urban Augusta



Available for Urban Augusta Long



Urban Augusta Long  
(Anthracite Grey)  
Edge Glazing



Urban Augusta Long  
(Agate Grey)  
Trio Diamond Glazing



Urban Augusta  
(Chartwell Green)  
Triline Glazing



Urban Augusta  
(White)  
Deco Glazing

Choose from either the patterned glazing options or a Pilkington obscured glass design. (Page 37)

**NEW!**

Urban Augusta is a smooth futuristic door which allows plenty of light into your home



Urban Augusta Long  
Shown In Black With Majestic Glazing



Urban Augusta  
Shown In Silver Grey With Glacier Glazing

Hinge side or central glazing available

# Carnoustie, Penina & Birkdale



Carnoustie

Carnoustie (Agate Grey)  
Majestic Glazing



Penina

Penina (Chartwell Green)  
Duo Diamond Glazing



Birkdale

Birkdale (Black)  
Grace Arch Glazing




Carnoustie (Moonshine) Cameo Glazing



# Our Most Popular Traditional Composite Doors



Carnoustie  
Shown In Anthracite Grey with Edge Glazing



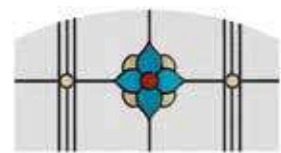
Majestic\*   Nordic\*   Glacier\*   Edge\*   Grace\*  
Triline   Midnight Black   Duo Diamond   Cameo   Tate  
Trio Diamond   Deco   Sycamore   Oasis   Grace Arch\*\*

\* Only available with Carnoustie door style  
\*\* Only available with Penina and Birkdale door styles

Choose from either the patterned glazing options or a Pilkington obscured glass design (Page 37)

# St Andrews

Choose from either the patterned glazing options below or a Pilkington obscured glass design (Page 37)



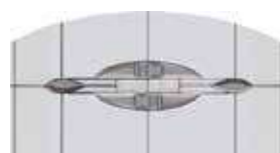
Oasis



Trio Diamond



Edge



Majestic



Tate



Glacier



Cameo



St Andrews  
Shown in Moonshine with Majestic Glazing

## The Charming St Andrews Solid Door, Perfectly Reminiscent of the 1930s



St Andrews (Black)  
Edge Glazing



St Andrews (Anthracite Grey)  
Cameo Glazing



St Andrews (Twilight)  
Tate Glazing



St Andrews (Red)  
Oasis Glazing




St Andrews (Chartwell Green)  
Trio Diamond Glazing and matching sidelight






# Riviera, Portrush & Sunburst



# Make a Statement with Our Stunning and Stylish Riviera, Portrush & Sunburst Doors



**Riviera**  
Shown In Blue with Oasis Glazing



Choose from either the patterned glazing options or a Pilkington obscured glass design (Page 37)

# Turnberry & Gleneagles



Turnberry (Agate Grey)  
Grace Glazing



Turnberry  
Shown In Chartwell Green with Tate Glazing

Choose from either the patterned glazing options below or a Pilkington obscured glass design (Page 37)



Tate      Edge      Glacier



Cameo      Grace

The beautiful and classic Turnberry & Gleneagles doors feature large windows that let natural light flood your hallway

Gleneagles



Gleneagles (Green)  
Trio Diamond Glazing



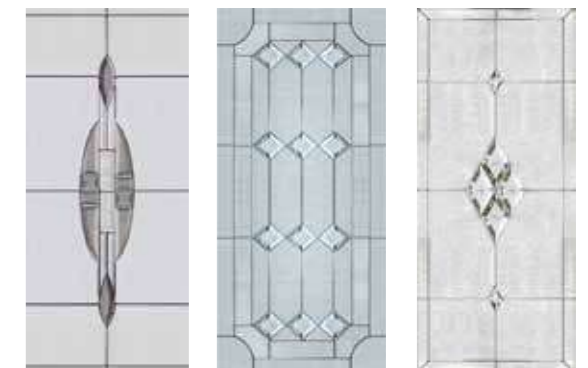
Gleneagles (Black)  
Tate Glazing




Gleneagles (Black) Cameo Glazing



Turnberry (Bahia Blue)  
Grace Glazing



Majestic      Cameo      Trio Diamond



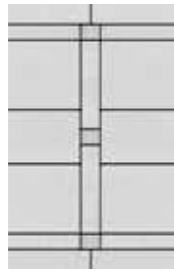
Glacier      Edge      Tate

# Lytham & Lytham Grid

Choose from either the patterned glazing options below or a Pilkington obscured glass design (Page 37)



Grace



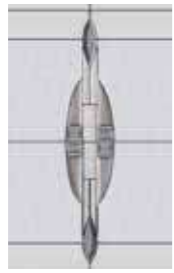
Tate



Trio Diamond



Edge



Majestic



Nordic



Cameo



Glacier



Midnight Black



Enclosed Mini Blind



Lytham  
Shown In Slate Grey with Nordic Glazing

\*Lytham grid door only available with clear or obscure glass.

With its large glazed area, the Lytham lets light flood through



Lytham (White)  
Enclosed Mini Blind



Lytham (Azure)  
Tate Glazing



Lytham Grid (Anthracite Grey)  
Clear Glazing\*

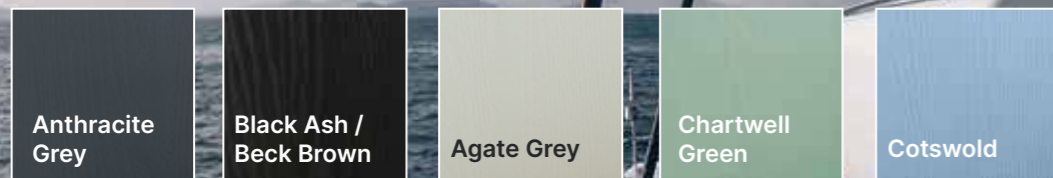


Lytham (Green)  
Cameo Glazing

# GALLERY COLOUR COLLECTION


Our 37 premium colours have been created using state-of-the-art technologies used in the yacht industry.

## TRENDING COLOURS



Black Ash/Beck Brown is the best match for Black foiled outer frames.


## STANDARD COLOUR COLLECTION



## PREMIUM COLOUR COLLECTION



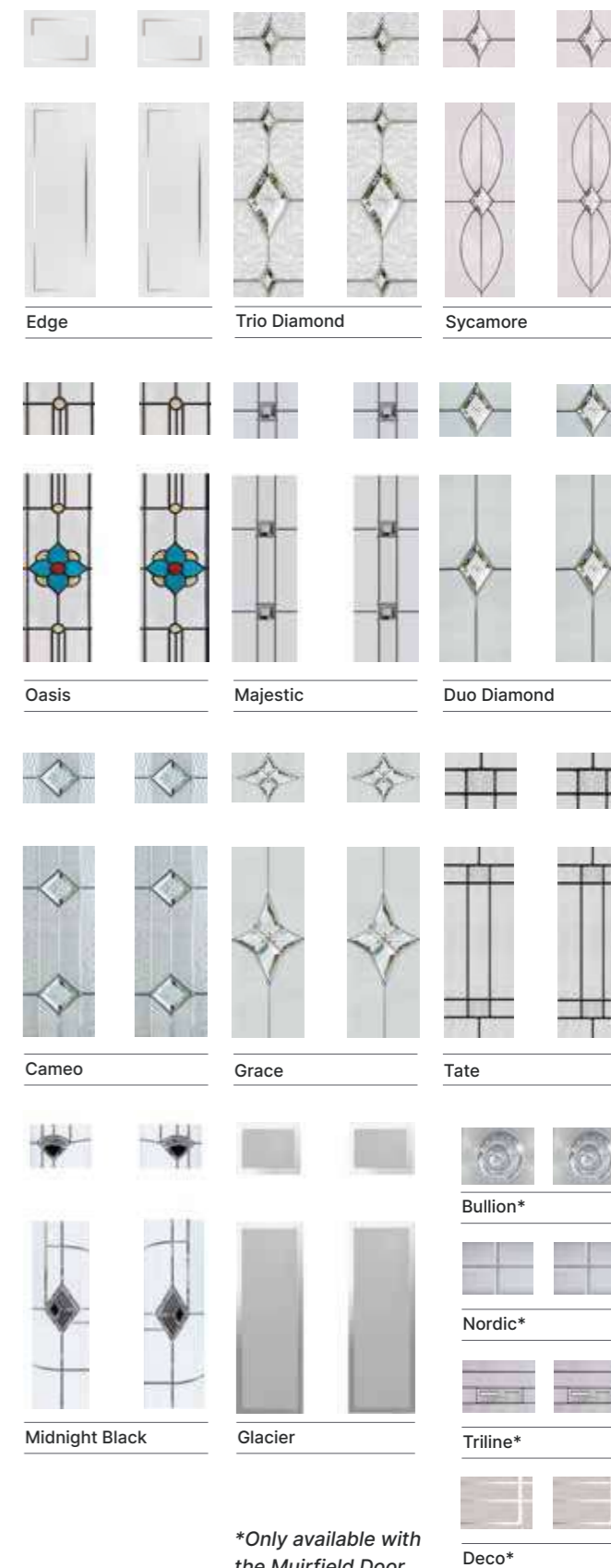
# Troon, Muirfield & Muirfield Solid



# A traditional 6 panel door with either 2 or 4 small glazing details



**Troon**  
Shown In Chartwell Green with Midnight Black Glazing



Choose from either the patterned glazing options or a Pilkington obscured glass design. (Page 37)

*\*Only available with the Muirfield Door*

# Farmhouse Belfry & Farmhouse Belfry 3



Farmhouse Belfry (White)  
Bullion Glazing



Farmhouse Belfry 3 (Chartwell Green)  
Deco Glazing



Farmhouse Belfry 3 (Cotswold Blue)  
Cameo Glazing



Farmhouse Belfry (Rosewood)  
Bullion Glazing



Farmhouse Belfry (Military Grey)  
Deco Glazing

Opt for Heritage door furniture to achieve the look of a traditional door




Farmhouse Belfry  
Cameo Glazing



Farmhouse Belfry (Sliver Grey)  
Glacier Glazing



Farmhouse Belfry (Nimbus)  
Edge Glazing



Choose from either the patterned glazing options below or a Pilkington obscured glass design. (Page 37)



Farmhouse Belfry  
Shown In Anthracite Grey with Edge Glazing

# Farmhouse Sunningdale & Farmhouse Solid

For a more modern look, choose a stylish pull bar handle and matching escutcheons

Farmhouse Sunningdale



Farmhouse Sunningdale (Victory Blue) Duo Diamond Glazing

Farmhouse Solid



Farmhouse Solid (Agate Grey)



Farmhouse Sunningdale (Slate Grey) Tate Glazing



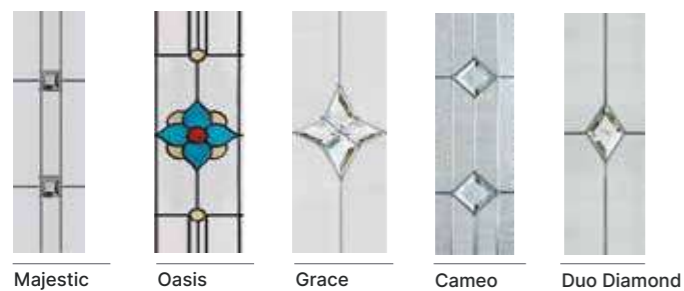
Farmhouse Sunningdale (Green) Trio Diamond Glazing



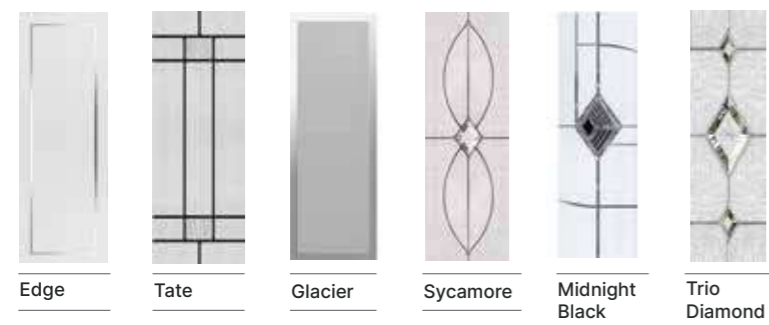
Farmhouse Sunningdale (Nimbus) Cameo Glazing



Farmhouse Sunningdale Shown In Slate Grey with Sycamore Glazing



Majestic Oasis Grace Cameo Duo Diamond



Edge Tate Glacier Sycamore Midnight Black Trio Diamond

Choose from either the patterned glazing options below or a Pilkington obscured glass design. (Page 37)



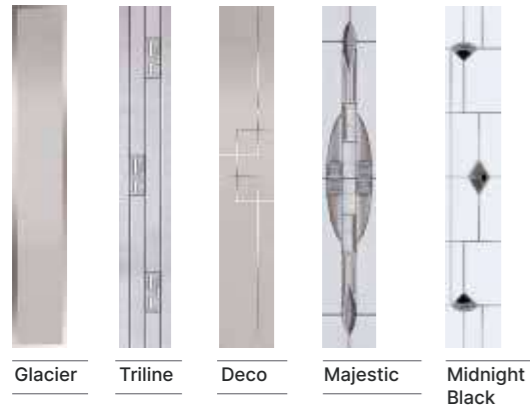
Farmhouse Solid (Rosewood)




Farmhouse Solid (Anthracite Grey)

# Monza II - Solid, Augusta & Augusta Long

Available for Monza II Augusta



Available for Monza II Augusta Long



Monza II Solid  
Shown In Anthracite Grey

Choose from either the patterned glazing options or a Pilkington obscured glass design. (Page 37)

With its contemporary linear etch detailing, the Monza II is a stunning door available as a glazed or solid option

Monza II Augusta Long



Monza II Augusta Long  
(Victory Blue) Nordic Glazing

Monza II Solid



Monza II Solid  
(Agate Grey)

Monza II Augusta Long  
(Silver Grey) Trio Diamond Glazing

Monza II Augusta



Monza II Augusta  
(Chartwell Green) Glacier Glazing

Hinge side or central glazing available



Monza II Augusta Long  
(Anthracite Grey) Triline Glazing



# Vilamoura



Vilamoura  
Shown In Cotswold with Glacier Glazing

Vilamoura  
Shown In Anthracite Grey with Majestic Glazing


Give your home a contemporary twist with the Vilamoura and completely transform the look of your space



Vilamoura (Bahia Blue)  
Oasis Glazing

Vilamoura (Slate Grey)  
Triline Glazing

Choose from either the patterned glazing options below or a Pilkington obscured glass design. (Page 37)



# Augusta & Augusta Long



Hinge side or central glazing available

**Augusta**  
Shown In Agate Grey with Deco Glazing

**Augusta Long**  
Shown In Anthracite Grey with Glacier Glazing

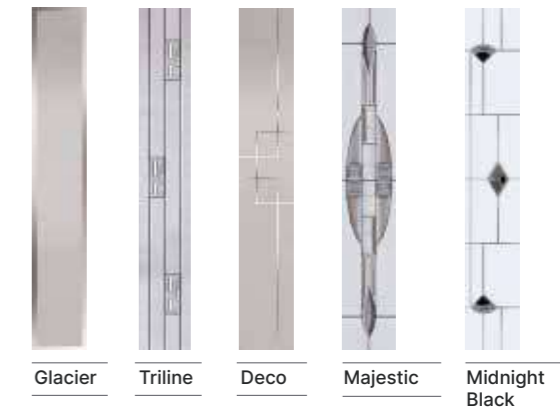
With its simple slim glazed panel and parallel pull handle, the Augusta has a clean modern style




**Augusta Long (Shadow)**  
Triline Glazing

**Augusta (Cotswold)**  
Majestic Glazing


Available for Augusta



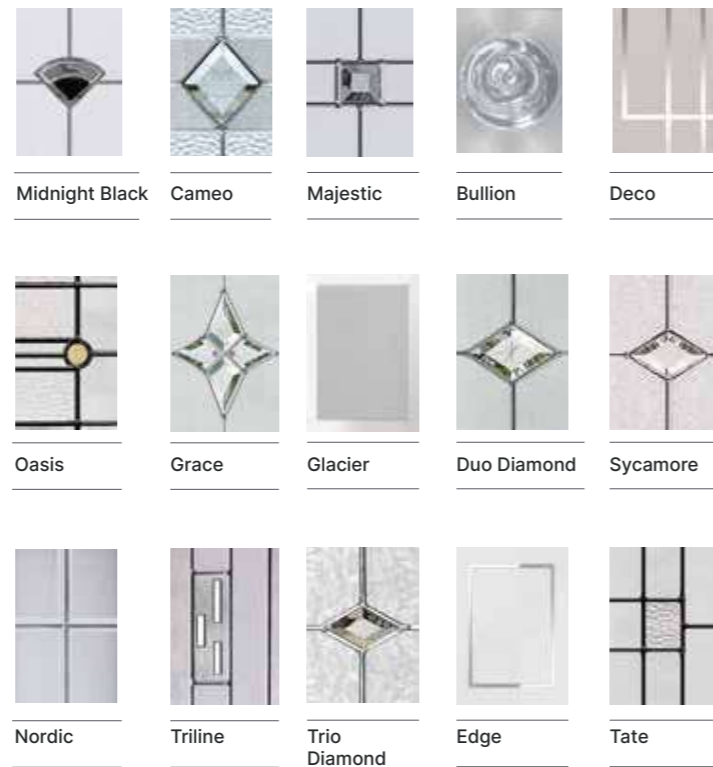
Available for Augusta Long



Choose from either the patterned glazing options or a Pilkington obscured glass design. (Page 37)



# Seminole 4



Seminole 4 (Shadow)  
Midnight Black Glazing

Seminole 4 (Moonshine)  
Cameo Glazing

Choose from either the patterned glazing options or a Pilkington obscured glass design (Page 37)



Seminole 4 (Citrine)  
Sycamore Glazing

A mediterranean style with four decorative lites allowing light to stream in without compromising your privacy



Seminole 4  
Shown In Victory Blue with Nordic Glazing

Seminole 4  
Shown In Bolero with Edge Glazing

# Decorative Glass

## Pilkington Obscure Patterns



Decorative Glass Design Availability	Composite Doors																								
	Birkdale	Carnoustie	Penina	Riviera	Portrush	Portrush Sunburst	Turnberry	Lytham	Lytham Grid	Troon	Muirfield	St Andrews	Gleneagles	F/House Belfry	F/House Belfry 3	F/House Sunningdale	Monza II Augusta	Monza II Augusta Long	Vilamoura	Augusta	Augusta Long	Seminole 4	Urban Seminole 4	Urban Augusta	Urban Augusta Long
Bullion	x	x	x	x	x	x	x	x	x	x	✓	x	x	✓	✓	x	x	x	x	x	x	✓	✓	x	x
Duo Diamond	✓	✓	✓	✓	✓	x	x	x	x	✓	✓	x	x	x	x	✓	x	✓	✓	x	✓	✓	x	x	✓
Oasis	✓	✓	✓	✓	✓	x	x	x	x	✓	✓	✓	x	x	x	✓	x	x	✓	x	x	✓	x	x	x
Grace	✓	✓	✓	✓	✓	x	✓	✓	x	✓	✓	x	x	x	x	✓	x	x	✓	x	x	✓	x	x	x
Glacier	x	✓	x	✓	✓	x	✓	✓	x	✓	✓	✓	✓	✓	✓	✓	✓	✓	✓	✓	✓	✓	✓	✓	✓
Nordic	x	✓	x	x	x	x	x	✓	x	x	✓	x	x	x	x	x	x	✓	✓	x	✓	✓	x	x	✓
Triline	✓	✓	✓	x	x	x	x	x	x	x	✓	x	x	x	x	x	✓	✓	✓	✓	✓	✓	x	✓	✓
Midnight Black	✓	✓	✓	✓	✓	x	x	✓	x	✓	✓	x	x	x	x	✓	✓	✓	✓	✓	✓	✓	✓	✓	✓
Majestic	x	✓	x	✓	✓	x	x	✓	x	✓	✓	✓	✓	x	x	✓	✓	✓	✓	✓	✓	✓	x	✓	x
Cameo	✓	✓	✓	✓	✓	x	✓	✓	x	✓	✓	✓	✓	✓	✓	✓	x	x	✓	x	x	✓	✓	x	✓
Edge	x	✓	x	✓	✓	x	✓	✓	x	✓	✓	✓	✓	✓	✓	✓	x	✓	✓	x	✓	✓	✓	x	✓
Trio Diamond	✓	✓	✓	✓	✓	x	x	✓	x	✓	✓	✓	✓	x	x	✓	x	✓	✓	x	✓	✓	x	x	✓
Deco	✓	✓	✓	x	x	x	x	x	x	✓	x	x	✓	✓	✓	x	✓	✓	✓	✓	✓	✓	✓	✓	x
Sycamore	✓	✓	✓	x	x	x	x	x	x	✓	✓	x	x	x	x	✓	x	x	✓	x	x	✓	x	x	✓
Tate	✓	✓	✓	✓	✓	x	✓	✓	x	✓	✓	✓	✓	x	x	✓	x	✓	✓	x	✓	✓	x	x	x
Enclosed Mini Blind	x	x	x	x	x	x	x	✓	x	x	x	x	x	x	x	x	x	x	x	x	x	x	x	x	x

# Glazed Sidelights and Toplights

For our Glazed Sidelights, there is an option for a full glazed or a split glazed with a centre transom. Complementary glass is also available to match up with many of our decorative units.

All toplights and sidelights must be coupled to the composite door.

## Obscured Glass Options

All our door styles are also available in a standard range of carefully selected obscured glass options.



With a multitude of frame options and decorative glass choices, sidelights and toplights are designed to be an integral part of the entrance system.



## Composite Side Panel Options



Composite side panels are available to match selected door styles, or choose the Augusta Long which can go with any door.

# Door Furniture

## Standard Range

### Standard Range Colour Options



White Gold



Polished Chrome Smooth Black



Premium Satin Antique Black



Graphite

### Inline Lever Lever\* Handle

Default handle on all doors



\* Split spindle version available

### Inline Lever Pad Handle



Door sets with lever handles have a centrally set lock and hook locks close to the top and bottom.

All locks exceed current UK regulations and are made to high quality standards with ISO9001 and ISO14001 quality control.

### Contemporary Knocker



### Urn Knocker with spyhole (Optional)



Spyhole (Chrome or Brass)

### Horsetail Knocker



### Premium Doctor Knocker

Available in Polished Chrome and Gold



### PAS 24 Security Letterplate



### Standard Letterplate



### Architectural Letterplate (Chrome, Graphite, Gold, Antique Black)



## Heritage Range

### Heritage Range Colour Options



Graphite Gold



Polished Chrome Antique Black

### Heritage Lever Lever Handle



### Heritage Letterplate



### Heritage Centre Door Pull Also available in Smooth Black



### Heritage Bull Ring Knocker Also available in Smooth Black



### Heritage Finger Pull Also available in Smooth Black



## Stainless Steel Range

### Stainless Steel Range Colour Options



Brushed Stainless Steel

### Pull Bar Handles

Round Steel 600mm, 1200mm, 1800mm.

As standard, Pull bars are fitted externally only, with both a finger pull and thumbturn internally



### Letterplate (Finish complements contemporary pull bar)



### Finger Pulls



### Escutcheons



Door furniture images are for illustration purposes only and door furniture may be subject to change.

Colours and styles may vary from those illustrated as we sometimes have to change suppliers for these products due to stock issues.

## Max/Min heights including Standard Outer frame heads

**EUROCELL** min width 805mm max width 1033mm  
**VEKA** min width 790mm max width 1018mm



Muirfield Solid Farmhouse Solid Farmhouse Belfry (Inc Belfry 3) Farmhouse Sunningdale



Augusta Long Seminole 4 Augusta Vilamoura

**EUROCELL** min width 834mm max width 1033mm  
**VEKA** min width 819mm max width 1018mm



Carnoustie Birkdale Penina



Lytham Lytham Grid Turnberry Portrush



Portrush Sunburst Riviera Muirfield Troon

**EUROCELL** min width 859mm max width 1033mm  
**VEKA** min width 866mm max width 1018mm



Monza II Solid Monza II Augusta Monza II Augusta Long

### MAXIMUM & MINIMUM HEIGHT

Without Frame Extenders or Cills



	Maximum Heights including standard outer frame	Minimum Heights including standard outer frame
Std 80mm PVC threshold	2131mm	2031mm
Low 65mm PVC threshold	2117mm	2017mm
Ali. Low Threshold	2086mm	1986mm

Using slim Composite Door outerframe, the overall minimum widths can be reduced by 29mm

### MAXIMUM & MINIMUM HEIGHT

Without Frame Extenders or Cills



	Maximum Heights including standard outer frame	Minimum Heights including standard outer frame
Std 68mm PVC threshold	2117mm	2017mm
Ali. Low Threshold	2085mm	1985mm

**EUROCELL** min width 881mm max width 1033mm  
**VEKA** min width 866mm max width 1018mm



St Andrews Gleneagles

The minimum widths shown are the very minimum we can supply a door at, however, this is dependant on the handle/lock options required. For Eurocell doors we do not recommend going below 830mm in slim 65mm outer frame or 859mm in the standard 80mm outer frame in any case.

Please contact your installer/supplier for clarification

## Lockdown mode



Hidden locks engage when attacked

## 25% denser than iron



The hidden locks that secure your home when attacked are housed deep in the molybdenum core.

This is 25% denser than iron and gives extreme protection from screwdrivers, hammers and drills.

FITTED AS STANDARD

# ULTION

## Home Defence System

### Your Door The Weak Point

Millions of doors in the UK can be opened quietly in under 10 seconds with normal tools.

Even the most secure multi-point hook mechanisms are disabled when the cylinder lock is snapped.

Securing your doors with Ultion defends your home from this and all other known attack methods.

74% of intruders go through the door

43% get through the door by forcing the lock

9/10 forced locks are snapped

# £2000 GUARANTEE

If an intruder snaps Ultion and breaks into your home we'll pay you £2000.

Register your lock for free [www.ultion-lock.co.uk](http://www.ultion-lock.co.uk)

## Frame Colour Options

Additional colours and finishes available upon request.

Some colours may be special order depending on door opening direction and outerframe thickness. Please check with your installer/supplier.

Frame colours may differ slightly from door colours.



EXTERNAL	INTERNAL
White	White
White Ash	White Ash
Golden Oak	Golden Oak
Golden Oak	White
Rosewood	Rosewood
Rosewood	White
Irish Oak	White
Anthracite Grey	Anthracite Grey
Anthracite Grey	White
Black Ash	Black Ash
Black Ash	White
Slate Grey	White
Chartwell Green	White
Cream White	White

# GALLERY<sup>44</sup>

## Composite Door Collection